



Citizen[®]

ISO 9001 : 2008 CERTIFIED



IS 9281: Part 3 : 1981



CML- 7777809



Complete Laboratory Catalogue



Turning Technology into Solutions

www.citizenscales.com



Precise Results Unrivalled in its Performance Class

No matter you are carrying out a simple routine task or a complicated weighing procedure, New Citizen Balances will impress you with their excellent performance, delivering accurate results within the shortest possible time, thanks to MonoTech and Perfect Self Automatic Calibration (PSAC).

The proven MonoTech weighing technology guarantees long operation life and extreme ruggedness, while PSAC automatically calibrate the balances using internal weights whenever changes in temperature affect the accuracy of your weighing results. For added security, you can configure PSAC to initiate self-calibration at specific time and every power on.

Built-in application programme other than basic weighing ease your routine lab work like,



Percent Weighing



Piece Counting



Checkweighing



Unit Conversion



Animal Weighing



Statistic



Totalization



Formulation




Density Determination





EXCELLENT READABILITY

High Contrast Backlit LCD display is exceptionally easy to read under any room lighting conditions.



THE BRILLIANT MONO-TECH

Unique & unequalled high end MONO-TECH technology (Weigh Sensor) to match the highest international standards.



ELECTROMAGNETIC COMPATIBILITY

Metal housing eliminates the effects of thunderstorms or electromagnetic interference from other equipments.

20-Jul-10	10:32AM
Citizen Scales	
Model	CX 220
Ser.no.	9223102
Ver.no.	r0.1.5.3
ID	1234567

Calibration:	Internal

Start:	Manual
Temperature	29.449'C
Diff.	+ 0.0009g

Internal Cal Done	
Diff.	0.0000g

20-Jul-10	10:32AM
Name:



METAL HOUSING

The metal housing protects the weighing sensor from environmental influences which enhances the performance even with intensive use in harsh environments



EASY DATA TRANSFER

Only a single cable is required to transfer balance data to MSeXcel or other Windows application.

No troublesome interface attachment or software installation is necessary. This unique feature makes Citizen balance extremely convenient for data analysis.

Optional USB Interface also available on request at the time of order.

STATISTICS:

This smart feature enables the user to obtain the statistics of the data stored in the scale including details such as number of readings, minimum value, maximum value, standard deviation, difference and Coefficient of variance.



28-Jul-10	03:19PM
Citizen Scales	
Model	CX 220
Ser.no.	9223102
Ver.no.	r0.1.5.3
ID	1234567

1 +	1.5750 g
2 +	2.3500 g
3 +	7.8950 g
4 +	4.1750 g

n	4
max	7.8950 g
min	1.5750 g
avg	3.9987
std	2.8169
var	7.9349

28-Jul-10	03:23PM
Name:



ISO/GLP Compliant Printouts:

Built-in real time clock Makes sure that the data are the true reflection of the test results & the data is traceable document in compliance to SOP's and GLP regulation for use in quality management systems.

Carat Balance

Has been designed to meet high requirement for measuring precious gems, with high readability of 1milli carat.

Density Balance

Has been designed to measure density / specific gravity of solid material (Purity of Gold & Platinum in Karat).

Weigh Below



Citizen's built-in weigh-below hook allows you to suspend an item below the balance to calculate density / specific gravity.

Get extensive high resolution even when you weigh high capacity.







Large draft shield chamber, gives more space to the user, samples can be easily placed on the pan & also it gets accustomed to the interior temperature.


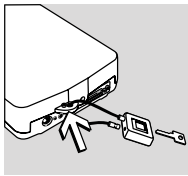
Optimal lighting conditions inside the draft shield, thanks to its nearly frameless all-glass design.



When accuracy counts

	MODEL	CAPACITY	READABILITY	REPEATABILITY (SD)	LINEARITY	PAN SIZE (mm)	RESPONSE TIME	CAL
Analytical Balance  DIMEN : 345 x 212 x 341	CX 301	301 g	0.1 mg	0.2 mg	0.3 mg	90Ø	3 sec.	Internal
	CX 220	220 g	0.1 mg	0.1 mg	0.2 mg	90Ø	3 sec.	Internal
	CX 120	120 g	0.1 mg	0.1 mg	0.2 mg	90Ø	3 sec.	Internal
	CX 65	65 g	0.1 mg	0.1 mg	0.2 mg	90Ø	3 sec.	Internal
	CY 204	220 g	0.1 mg	0.1 mg	0.2 mg	90Ø	3 sec.	External
	CY 104	120 g	0.1 mg	0.1 mg	0.2 mg	90Ø	3 sec.	External
	CY 64	60 g	0.1 mg	0.1 mg	0.2 mg	90Ø	3 sec.	External
Precision Balance  DIMEN : 342.5 x 212 x 271	CY 120	120 g	0.001g	0.001 g	0.002 g	128 x 128	2-3 sec.	External
	CY 220	220 g	0.001 g	0.001 g	0.002 g	128 x 128	2-3 sec.	External
	CY 320	320 g	0.001 g	0.001 g	0.002 g	128 x 128	2-3 sec.	External
	CY 420	420 g	0.001 g	0.001 g	0.002 g	128 x 128	2-3 sec.	External
	CY 510	510 g	0.001 g	0.001 g	0.002 g	128 x 128	2-3 sec.	External
	CY 720	720 g	0.001 g	0.001 g	0.002 g	128 x 128	2-3 sec.	External
	CY 1003	1000 g	0.001 g	0.002 g	0.002 g	128 x 128	2-3 sec.	External
	CY 220C	220 g	0.001 g	0.001 g	0.002 g	128 x 128	2-3 sec.	Internal
	CY 320C	320 g	0.001 g	0.001 g	0.002 g	128 x 128	2-3 sec.	Internal
	CY 510C	510 g	0.001 g	0.001 g	0.002 g	128 x 128	2-3 sec.	Internal
Top Loading Precision Balance  DIMEN : 342.5 x 212 x 89.5	CG 1202	1200 g	0.01 g	0.01 g	0.02 g	190 x 205	2-3 sec.	External
	CG 2202	2200 g	0.01 g	0.01 g	0.02 g	190 x 205	2-3 sec.	External
	CG 3102	3100 g	0.01 g	0.01 g	0.02 g	190 x 205	2-3 sec.	External
	CG 4102	4100 g	0.01 g	0.01 g	0.02 g	190 x 205	2-3 sec.	External
	CG 6102	6100 g	0.01 g	0.02 g	0.03 g	190 x 205	2-3 sec.	External
	CG 2202C	2200 g	0.01 g	0.01 g	0.02 g	190 x 205	2-3 sec.	Internal
	CG 4102C	4100 g	0.01 g	0.01 g	0.02 g	190 x 205	2-3 sec.	Internal
High Capacity Precision Balance  DIMEN : 517 x 302 x 130	SSH 95	15 Kg	0.1g	0.1 g	0.2 g	400 x 300	2-3 sec.	External
	SSH 94	20 Kg	0.1g	0.1 g	0.2 g	400 x 300	2-3 sec.	External
	SSH 94H	25 Kg	0.1g	0.1 g	0.2 g	400 x 300	2-3 sec.	External
	SSH 93	35 Kg	0.1g	0.1 g	0.2 g	400 x 300	2-3 sec.	External
	SSH 92	50 Kg	1g	1 g	2 g	400 x 300	2-3 sec.	External
	SSH 91	60 Kg	1g	1 g	2 g	400 x 300	2-3 sec.	External

-: Optional Accessories :-

CALIBRATION WEIGHTS (Single)  E2/F1/F2 class	REMOTE DISPLAY  SRD01	STATISTICAL PRINTER CPR02 	ANTI-THEFT 	DENSITY KIT  CDK01
---	--	--	--	---



WORLD WIDE MARKETING
CITIZEN SCALE (I) PVT. LTD.

Citizen House, Unit No. E-2, Plot No. 11, WICEL,
Opp. Seepz Gate No. 1, Andheri (East), Mumbai - 400 093. (INDIA)
Tel. : +91 - 22 - 4243 7700 | Fax : +91 - 22 - 4243 7800
E-mail : export@citizenscales.com | Web : www.citizenscales.com

Distributor:-